

PANCREAS

Table 24: Pancreas Incidence and Mortality Summary, 2012

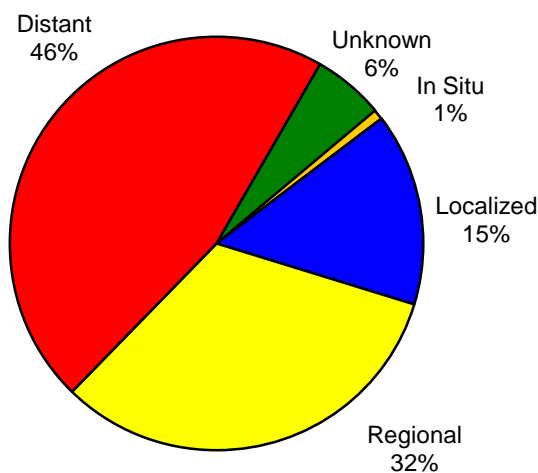
Pancreas Cancer			Incidence			Mortality		
			Total	Male	Female	Total	Male	Female
South Dakota	Total	# Cases / Deaths	125	68	57	105	52	53
		Age Adjusted Rate	12.6	14.6	10.3	10.5	11.8	9.3
	White	# Cases / Deaths	120	66	54	101	50	51
Age Adjusted Rate		12.9	15.0	10.3	10.7	11.8	9.5	
American Indian	# Cases / Deaths	3	1	2	4	2	2	
	Age Adjusted Rate	7.4	3.4	9.9	12.6	16.3	9.8	
United States	Total	Age Adjusted Rate	* 12.2	* 14.0	* 10.7	* 10.9	* 12.5	* 9.5
		White	Age Adjusted Rate	* 12.1	* 14.1	* 10.5	* 10.8	* 12.5
	American Indian	Age Adjusted Rate	* 9.5	* 12.5	* 6.9	* 8.6	* 8.8	* 8.3

Rates per 100,000 age-adjusted to 2000 US standard population and 2012 SD estimated population.

* US Mortality rates are from 2011, the 2012 rate is not available at this time. US rates www.seer.cancer.gov

Source: South Dakota Department of Health

Figure 61: Pancreatic Cancer Stage at Diagnosis, South Dakota, 2012



Source: South Dakota Department of Health

Descriptive Epidemiology

Stage at Diagnosis: Often pancreatic cancer is diagnosed late in the disease process. Patients who have local stage disease may be acceptable for resection. Only 10 to 20% of patients with pancreatic cancer are candidates for surgical resection. In South Dakota, 79% of new cases were diagnosed at late stage (regional and distant) in 2012.

Incidence: The incidence of pancreatic cancer increases steadily with age. An estimated 43,920 new cases of pancreatic cancer were expected to be diagnosed in 2012 in the United States. The majority of the cases occurred in South Dakotans 65 years old or older. Eighty-three cases (66.4%) were diagnosed in 2012 in that age group. In the United States and South Dakota

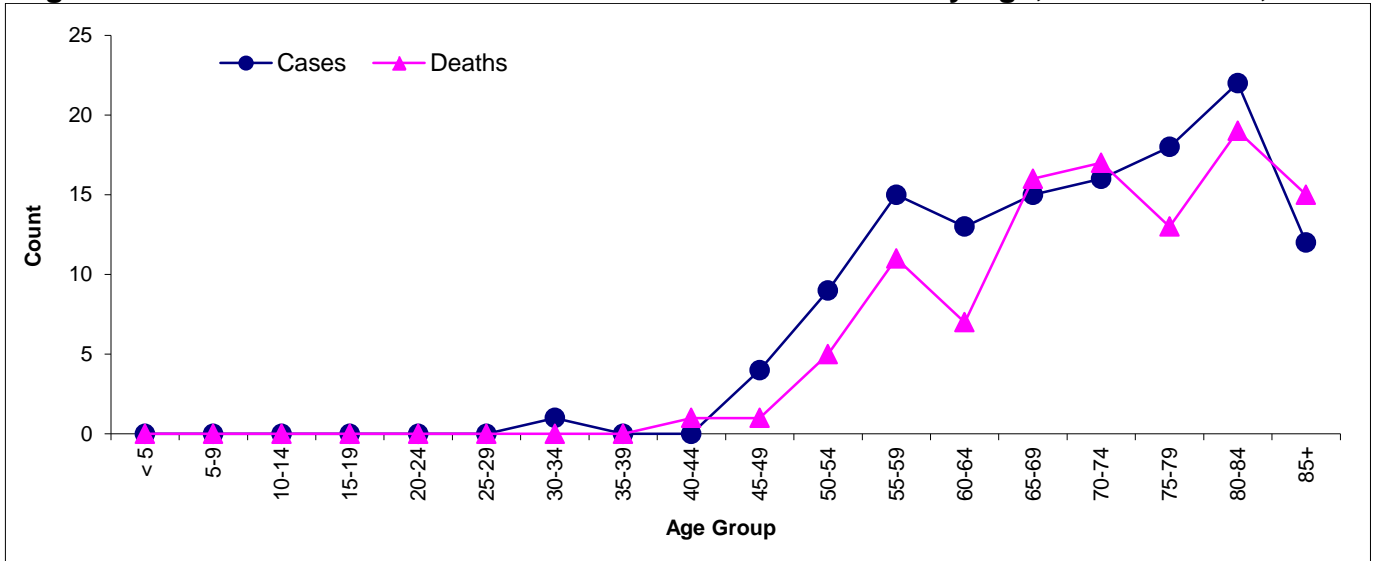
this cancer occurred more in females than in males. Nationally, there was a higher incidence rate in blacks of both genders. The median age at diagnosis was 71 years in South Dakota and the United States.

Mortality: The overall survival for cancer of the pancreas is poor. Studies reveal that the 5-year survival rate is approximately 6.7%. More recently, prospective studies show survival improvement with postoperative chemotherapy. In 2012, there were 105 deaths and the median age at death was 73 in South Dakota.

Risk and Associated Factors: The exact causes of pancreatic cancer are unknown. Studies have found that certain factors increase a person's risk for developing pancreatic cancer. As one ages, the incidence of pancreatic cancer increases, especially after the age of 60. Cigarette smokers are two to three times more likely than nonsmokers to develop this cancer. Pancreatic cancer occurs frequently in those with diabetes. Also, African Americans are more likely than Asians, Hispanics, American Indians, or whites to have pancreatic cancer. The risk triples if the person's mother, father, sister, or brother had the disease. Also, a history of colon or ovarian cancer increases the risk. Some evidence shows that chronic pancreatitis may increase the risk.

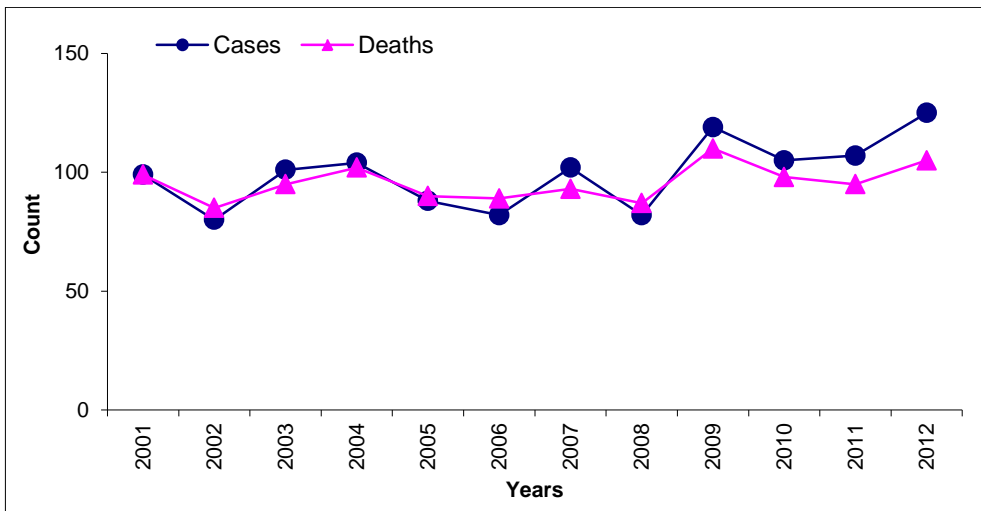
Prevention and Early Detection: Currently, there are no known screenings for pancreatic cancer. Also, there is no specific prevention except to avoid smoking.

Figure 62: Pancreatic Cancer Number of Cases and Deaths by Age, South Dakota, 2012



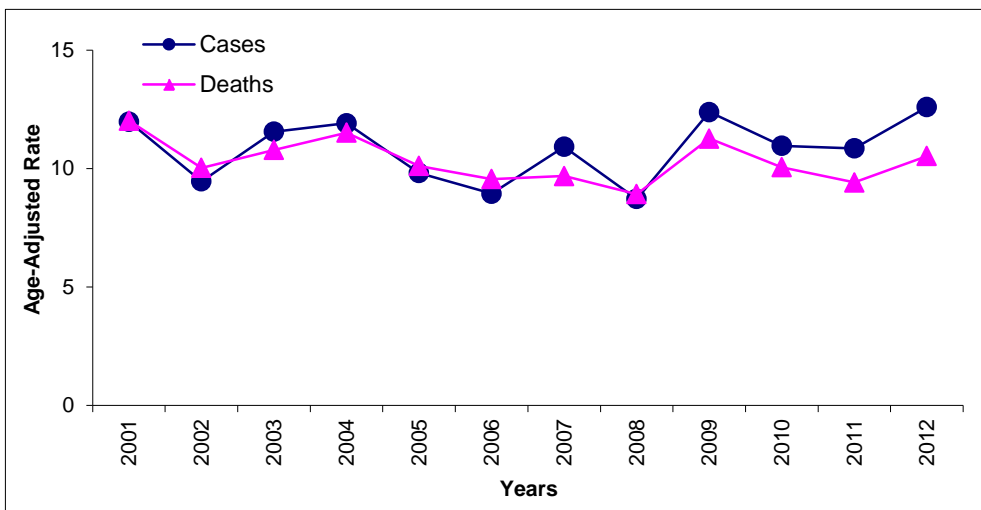
Source: South Dakota Department of Health

Figure 63: Pancreatic Cancer Cases and Deaths by Year, South Dakota, 2001 - 2012



Source: South Dakota Department of Health

Figure 64: Pancreatic Cancer Age-Adjusted Rates, Cases, and Deaths by Year, South Dakota, 2001 - 2012



Rates per 100,000 age-adjusted to 2000 US standard population and SD estimated populations.
Source: South Dakota Department of Health