

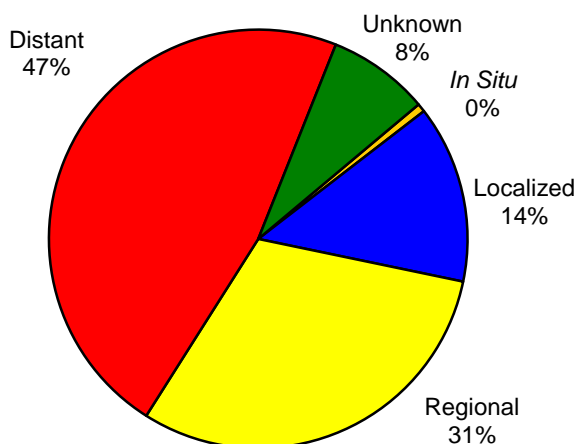
PANCREAS

Table 24: Pancreas Incidence and Mortality Summary, 2016

Pancreas Cancer			Incidence			Mortality		
			Total	Male	Female	Total	Male	Female
South Dakota	Total	# Cases / Deaths	152	79	73	128	62	66
		Age-Adjusted Rate	14.0	15.4	12.9	11.7	12.3	11.3
	White	# Cases / Deaths	145	76	69	120	59	61
		Age-Adjusted Rate	14.3	15.8	13.0	11.8	12.5	11.2
	American Indian	# Cases / Deaths	5	2	3	7	2	5
		Age-Adjusted Rate	10.0	7.6	11.4	14.4	7.2	19.0
United States	Total	Age-Adjusted Rate	12.7	14.4	11.3	11.0	12.7	9.7
	White	Age-Adjusted Rate	12.7	14.4	11.3	11.0	12.7	9.5
	American Indian	Age-Adjusted Rate	12.2	14.9	9.8	9.6	10.7	8.8

Rates per 100,000 age-adjusted to 2000 US standard population and 2016 SD estimated population. US rates www.seer.cancer.gov Source: South Dakota Department of Health

Figure 61: Pancreatic Cancer Stage at Diagnosis, South Dakota, 2016



Source: South Dakota Department of Health

Descriptive Epidemiology

Stage at Diagnosis: Often pancreatic cancer is diagnosed late in the disease process. Patients who have local stage disease may be acceptable for resection. Only 10 to 20% of patients with pancreatic cancer are candidates for surgical resection. In South Dakota, 78% of new cases were diagnosed at a late stage (regional and distant) in 2016.

Incidence: The incidence of pancreatic cancer increases steadily with age. An estimated 53,030 new cases of pancreatic cancer were expected to be diagnosed in 2016 in the United States. The majority of the cases occurred in South Dakotans 65 years old or older. One hundred and six cases (69.7%) were diagnosed in 2016 in that age group. This cancer usually occurs more in males than in females and in for 2016 there were 79

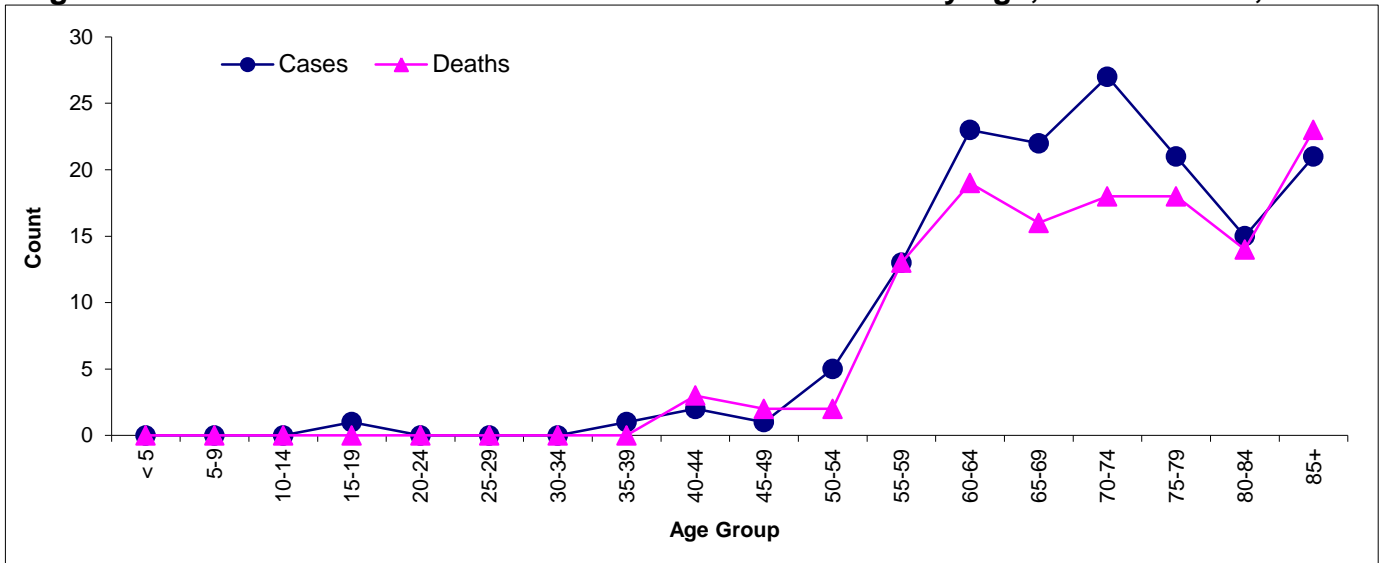
men and 73 women diagnosed with pancreatic cancer in South Dakota. Nationally, there was a higher incidence rate in blacks of both genders. The median age at diagnosis was 72 years in South Dakota and 70 in the United States.

Mortality: The overall survival for cancer of the pancreas is poor. Studies reveal that the five-year survival rate is approximately 8.2%. More recently, prospective studies show survival improvement with postoperative chemotherapy. In 2016, there were 128 deaths and the median age at death was 73 in South Dakota and 72 in the United States.

Risk and Associated Factors: The exact causes of pancreatic cancer are unknown. Studies have found that certain factors increase a person's risk of developing pancreatic cancer. As one ages, the incidence of pancreatic cancer increases, especially after the age of 60. Cigarette smokers are two to three times more likely than nonsmokers to develop this cancer. Pancreatic cancer frequently occurs in those with diabetes. Also, African Americans are more likely than Asians, Hispanics, American Indians, or whites to have pancreatic cancer. The risk triples if the person's mother, father, sister, or brother had the disease. Also, a history of colon or ovarian cancer increases the risk. Some evidence shows that chronic pancreatitis may increase the risk.

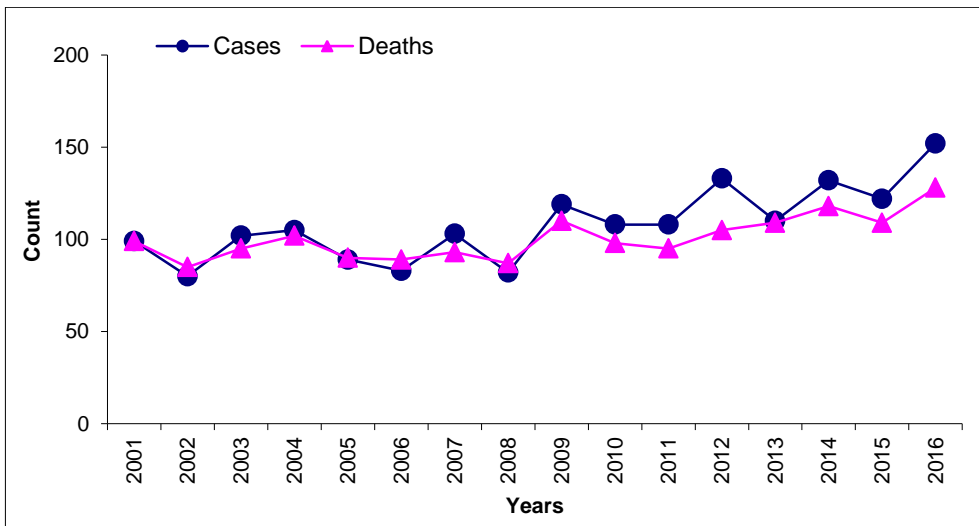
Prevention and Early Detection: Currently, there are no known screenings for pancreatic cancer. Also, there is no specific prevention except to avoid smoking.

Figure 62: Pancreatic Cancer Number of Cases and Deaths by Age, South Dakota, 2016



Source: South Dakota Department of Health

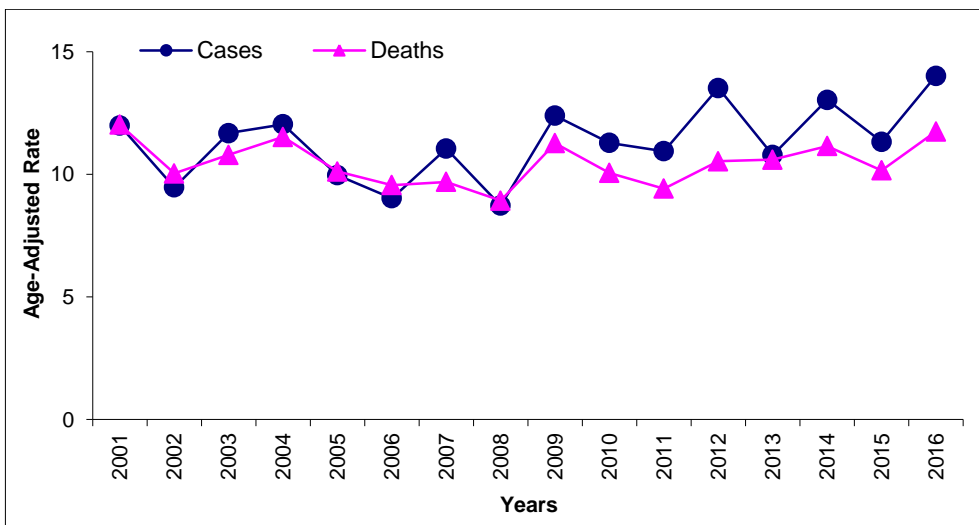
Figure 63: Pancreatic Cancer Cases and Deaths by Year, South Dakota, 2001 - 2016



Source: South Dakota Department of Health

The number of cases and deaths associated with cancer of the pancreas reached an all-time high in 2016.

Figure 64: Pancreatic Cancer Age-Adjusted Rates, Cases, and Deaths by Year, South Dakota, 2001 - 2016



Rates per 100,000 age-adjusted to 2000 US standard population and SD estimated populations.
Source: South Dakota Department of Health